




COUNT AROUND THE ROOM

Find the objects in your room and count how many there are.




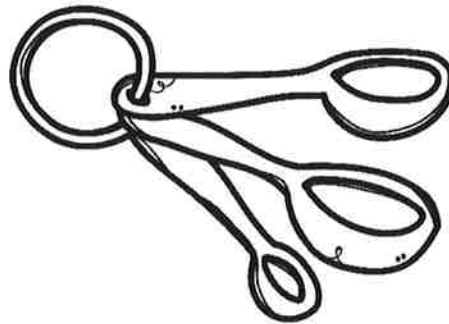

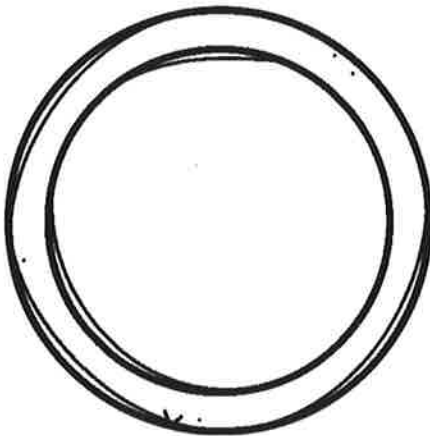




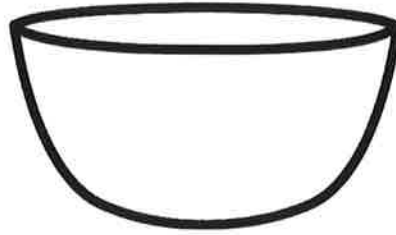

COUNT AROUND THE ROOM

Find the objects in your room and count how many there are.





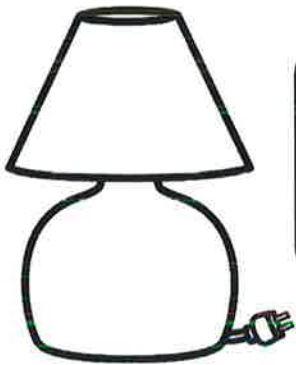
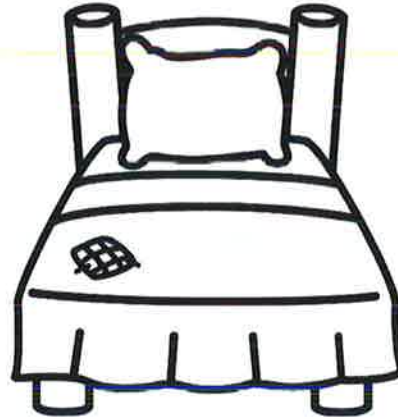
COUNT AROUND THE KITCHEN

Find the objects in your kitchen and count how many there are.




COUNT AROUND THE HOUSE

Find the objects around your home and count how many there are.



MOVEMENT CHOICE BOARD

PICK A SQUARE, DO THE ACTIVITY, AND COLOR THE SQUARE!

<p>Tape or chalk maze! Make a maze on the floor with tape (inside) or chalk (outside) by making lines (ex: straight, zig zag).</p>	<p>Play hockey. Cut a pool noodle in half for the stick and use a laundry basket for a goal.</p>	<p>Do ocean animal walks around. Crawl like a crab, giggle like a jellyfish, swim like a fish. Move slow or fast.</p>	<p>Have a race. Run a race with someone special. Mark the starting and stopping points.</p>	<p>Have a spoon race. Place a cotton ball on a spoon and walk around the house balancing it on the spoon. Don't let it drop.</p>
<p>Ice skate with paper plates. Put a paper plate under each foot. Slide around and ice skate around the house.</p>	<p>Puddle jumps. Place blue paper on the ground. Jump over the puddles.</p>	<p>Set up an obstacle course. Jump over stuffed animals, go through a chair, or go around pots.</p>	<p>Have a parade. March around the house playing instruments. Use pots for drums.</p>	<p>Have a clean up race. Play some music and see how many songs it takes you to clean up.</p>
<p>Build a fort with pillows and blankets.</p>	<p>Letter musical chairs. Write letters on sticky notes and place on a chair. Play the music and when it stops say the letter you sit on.</p>		<p>Grab a deck of cards. Flip a card and move that many times. You can hop, stretch, jump, spin, stomp, skip.</p>	<p>Do yoga. Try moves like downward dog, star, and pyramid.</p>
<p>Put on a fashion show. Dress up in fun outfits, play music, and dance down the runway. Put towels on the floor for a runway.</p>	<p>Move like transportation. Fly like a plane, chug like a train, race like a racecar. Move fast or slow.</p>	<p>Have a feather or cotton ball race. Lay on your belly and blow the feather or cotton ball across the floor.</p>	<p>Draw a hopscotch on the ground with chalk or tape. Play hopscotch.</p>	<p>Ride your bike, scooter, or skateboard.</p>
<p>Have a dance party. Play your favorite music and dance to the beat.</p>	<p>Play soccer. Use a laundry basket as a goal. If inside use a beach ball instead of a soccer ball.</p>	<p>Go on a walk with someone special.</p>	<p>Do pet animal walks. Slither like a snake, hop like a bunny, gallop like a horse, pounce like a cat. Move fast or slow.</p>	<p>Play Red Light Green Light.</p>






ART & SENSORY CHOICE BOARD

PICK A SQUARE, DO THE ACTIVITY, AND COLOR THE SQUARE!

<p>Blowing Paint Water down some paint in cups. Drip the paint on the paper and blow it with a straw.</p>	<p>Noodle Sensory Bin Place dry noodles in a sensory bin. Add measuring cups, tongs, and bowls to the tub.</p>	<p>Cereal Necklace Make a necklace with cereal then eat it as a snack.</p>	<p>Cutting Bin Make a cutting bin. Place strips of paper and ribbon in the bin and let them cut it up into tiny pieces.</p>	<p>Cutting Collage Make a collage with the tiny pieces from the cutting bin.</p>
<p>Play Dough Cookies Make pretend cookies with play dough. Put out a rolling pin, cookie cutters, and scissors.</p>	<p>Finger-Paint Place the paper on a tray or in a tub to contain the mess.</p>	<p>Make Oobleck Mix together one-part water and two-parts corn starch.</p>	<p>Block Zoo Build a zoo with blocks for your animals.</p>	<p>Car or Doll Wash Place water and soap in a plastic tub or bathtub. Add soap, sponges, and toothbrushes.</p>
<p>Homemade Watercolors Place a marker in a cup of water. Paint with the watercolors.</p>	<p>Giant Self-Portrait Get a big piece of paper or tape smaller papers together. Trace the child on the paper and color.</p>		<p>Bead or Straw Towers Place spaghetti noodles or skewers in play dough. Place the beads or cut up straws on the noodles.</p>	<p>Foil Art Paint or draw with sharpies on foil.</p>
<p>Frozen Paint Put paint in a ice cube tray with a stick in each cube. Once it's frozen, get it out and paint with it on paper.</p>	<p>Sensory Bin Make bean or cereal sensory bin. Place dry beans or cereal in a tub with vehicles or animals. Add bowls and tongs.</p>	<p>Monster Sculptures Make monster sculptures with play dough. Add eyes, arms, and legs.</p>	<p>Sensory Bottle Fill a plastic bottle half way with water and add a few drops of red food coloring. Fill to the top with vegetable oil. Tape the lid on.</p>	<p>Mask Paper Plate Cut holes for the eyes and mouth. Decorate with paint, markers, stickers, or paper.</p>
<p>Sensory Bag Put paint or hair gel in the bag with food coloring. Add glitter (optional). Zip it close. Tape it closed.</p>	<p>Paint with Kitchen Tools Paint with forks, mashers, whisk, spatulas, or other fun tool you have.</p>	<p>Shaving Cream Art Draw in shaving cream or whip cream. Place it in a plastic tub, tray, or do it in the bathtub.</p>	<p>Bracelets String beads or cut up straws on pipe cleaners or string.</p>	<p>Block City Build a city with blocks. Make houses, stores, and other places you like to visit.</p>

AT HOME LEARNING USING TECH

APPS


<p>Starfall Learn about letters and sounds.</p> 	<p>LetterSchool Practice writing letters and numbers.</p> 	
<p>ABCYA Math, STEM, and literacy games.</p> 	<p>Go Noodle Dance-alongs, yoga, and more. Also on YouTube.</p> 	

WEBSITES & YOUTUBE

<p>Fluency & Fitness Access to 60+ reading and math topics, plus a video library that incorporates learning & movement. (Free for 21 days) https://fluencyandfitness.com/register/school-closures/</p>	<p>Brain Pop Jr. Educational website with videos and activities about science, social studies, literacy, arts, and music. (Free for 30 days) https://jr.brainpop.com/</p>	<p>Scholastic Every day includes four separate learning experiences, each built around a thrilling, meaningful story or video (20 days included). https://classroommagazines.scholastic.com/support/learnathome.html</p>
<p>Raz-Kids Mini readers at various levels and offers Spanish and French too. (Free for 30 days) https://www.raz-kids.com/</p>	<p>PBS Kids Songs, activities, and videos that teach. https://pbskids.org/</p>	<p>Cosmic Yoga Yoga for kids. https://www.cosmickids.com/</p>


YOUTUBE

<p>Harry Kindergarten Fun songs that teach and help develop self-regulation.</p>	<p>Jack Hartman Fun songs that teach.</p>
<p>Learning Station Fun songs that teach.</p>	<p>Super Simple Songs Classic children's songs.</p>
<p>Dr. Jean Fun songs that teach.</p>	<p>Mr. B Letter and counting songs.</p>



READING CHOICE BOARD

PICK A SQUARE, DO THE ACTIVITY, AND COLOR THE SQUARE!

read a book with a flashlight	read a book you love	read a book under a blanket	read a book with a silly voice	read a book about zoo animals
read a rhyming book	read a fiction book.	read a book about bugs	read a book to your stuffed animals	read a short book
read a book on the couch	read a book outside		read a counting book	read a book about vehicles
build a fort then read inside the fort	read a book about a farm	read a book with your family	read a non-fiction book	read a book by your favorite author
read a book with a quiet voice	read an ABC book	read a book with superheroes in it	read a fairy tale	read a book in your room

QUESTIONS TO ASK:

Before reading: What do you think this book is about? How do you know?

During reading:


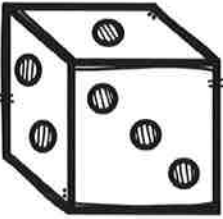
- Who are the characters? Who is the main character?
- What is the setting?
- What do you predict will happen next?
- What are the events in the story? What happened first, next, and at the end?
- How would you feel if you were the character?

After reading: What was your favorite part of the book?

- Were your predictions correct?

MATH CHOICE BOARD

PICK A SQUARE, DO THE ACTIVITY, AND COLOR THE SQUARE!

	<p>Sort toys or jewelry by color and size (ex: cars, bracelets, bows).</p>	<p>Make shapes with popsicle sticks, pipe cleaners, or stick pretzels.</p>	<p>Put a puzzle together with your family.</p>	<p>Make patterns with toys or jewelry (ex: cars, bracelets, bows).</p>
<p>Play roll and build. Roll a dice and count out the same number of blocks. Add the blocks to the tower.</p>	<p>Write numbers on post-its and put them in order to create a number line.</p>	<p>Make a counting book. Staple pages together to make a book. Write a number at the bottom of each page.</p>	<p>Sort the laundry. Match the socks.</p>	<p>Line up your stuffed animals from tallest to shortest.</p>
<p>Sort coins by kind and color. Which pile has the most/least?</p>	<p>Play a board game.</p>		<p>Bake a yummy treat. Use the recipe to measure the ingredients.</p>	<p>Play Go Fish.</p>
<p>Make patterns with beads, pom poms, or blocks.</p>	<p>Rainbow Number Write. Trace with every color in the rainbow.</p>	<p>Go on a shape walk either inside or outside. Find a shape, say what shape it is, and describe the shape.</p>	<p>Shaving cream write and draw. Draw numbers and shapes in shaving cream.</p>	<p>Count how many forks and spoons you have. Which pile has the most/least?</p>
<p>Snowball counting toss. Cut paper into fourths and write a number on each one, and crumble it up. Grab a snowball, say the number, crumble it up, and toss it again.</p>	<p>Make a number line. Write numbers in a long line. Match the dominos or count out objects to match each number.</p>	<p>Shape tap. Someone calls out a shape then walk around the room and tap all the things that are that shape.</p>	<p>Measure how tall each person in your family is with blocks or cans.</p>	<p>Find small treasures (buttons, gems, pom poms, pennies). Count each collection. Which has the most? Which has the least?</p>

BUILDING LETTERS & WORDS CHOICE BOARD

SET UP IDEAS! WRITE THE LETTER, NAME, OR WORD ON



- plain white paper (place in a page protector to use over and over)
- colored paper
- long paper (comes on a roll, tape it to the floor or wall)
- flash cards

<p>Rainbow Marker Writel Trace each letter with every color in the rainbow.</p>	<p>Tiny Treasures! Find a small item to build the letter/word with (ex: gems, buttons, paperclips).</p>	<p>Tear Paper! Tear up paper into small pieces and glue it to make the letter/word.</p>	<p>Chalk! Go outside or use black paper. Write letters/words with chalk.</p>	
<p>Magnet Letters! Match the letter or build the name with the magnet letters.</p>	<p>Play Dough! Make the name with play dough (roll snakes or pinch small pieces).</p>	<p>Sticker It! Use small dot stickers or any small stickers to make the letter/word.</p>	<p>Q-tip Paint! Use Q-tips and paint to write or dot letters or words.</p>	<p>Shaving Cream! In the tub or on a tray, write the letter/word in shaving cream.</p>
<p>Pens! Write letters or words with pens. Try to fill up the whole page. Write different letters/words or all the same.</p>	<p>Cut Straws! Cut up a few straws then use their pieces to make the letters/words.</p>	<p>Block Letters! Put letters or write letters on blocks. Build words or put the letters in order.</p>	<p>Salt Tray! Put salt in the bottom of a tray or plate. Make the letter/word in the salt with their fingers.</p>	<p>Rainbow Crayon Writel Trace with every color in the rainbow.</p>
<p>Magazine Collage! Cut out letters from store ads or magazines. Match the letters or build a word with the letter.</p>	<p>Car Writing! Write the letters/words with tape on the floor or on a big piece of paper. Drive the car on the letters/words.</p>	<p>Stamp It! Use letter stamps or magnet letters as stamps to stamp matching letters or build words in paint or kinetic sand.</p>	<p>Puzzle It! Write the letters (ex: Aa) or word on a small piece of paper then cut up in pieces. Then put the puzzle together.</p>	<p>Mystery Writel Write the letters or names with a white crayon. Then paint over it with watercolor to make it appear.</p>

FUN WRITING ACTIVITIES

<p>Family List! Make a list of everyone in your family with words and pictures.</p>	<p>Make a Card! Make a card for someone special using pictures and words.</p>	<p>Make a Book! Staple pieces of paper to make a book. Then use pictures and words to make the book.</p>	<p>Shopping List! Make a shopping list with pictures and words.</p>	<p>Make an ABC Book! Staple pages together to make a book. Then write the alphabet to make the book.</p>
--	--	---	--	---