


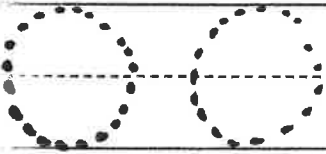

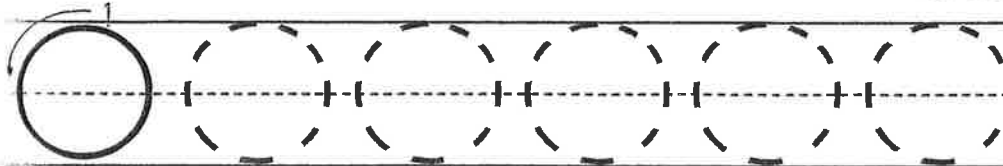
# Trace and Write

Trace and write the letters. Color the picture.



Name \_\_\_\_\_



## Uppercase O



## Lowercase o



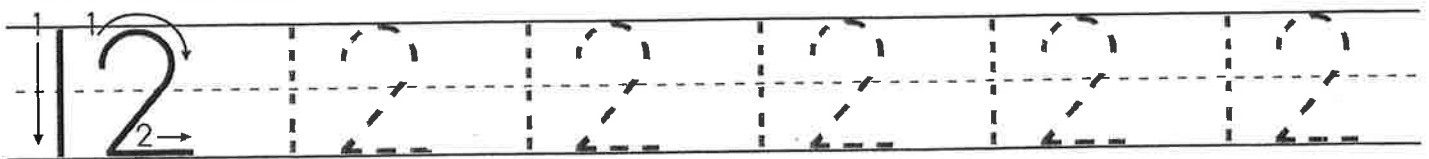


twelve

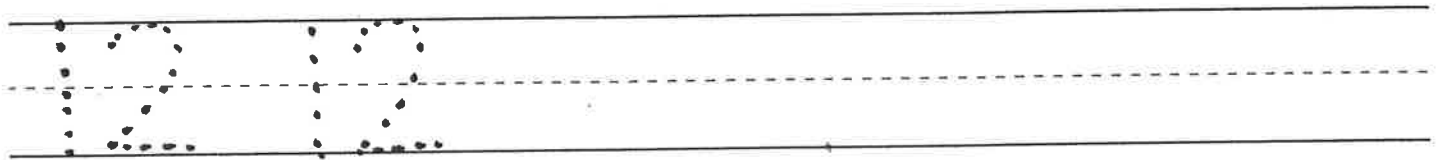
Name: \_\_\_\_\_

### Number Practice

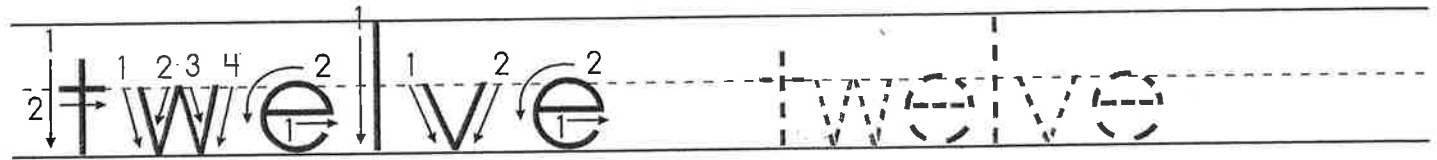
Trace the number.



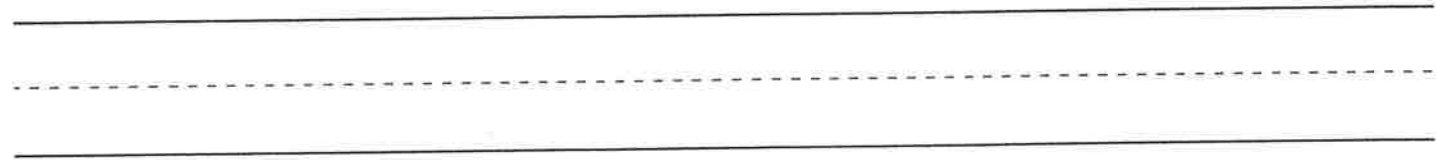
Write the number.



Trace the word.




Write the word.






### Number Hunt

Circle every number 12.

8	13	0	3	12	9	25	12	4	26	4
12	25	3	9	8	1	2	21	5	7	22
24	3	12	5	4	3	20	0	5	8	16
3	0	29	12	8	10	14	9	3	12	19



 **O-green**  
 **o-orange**

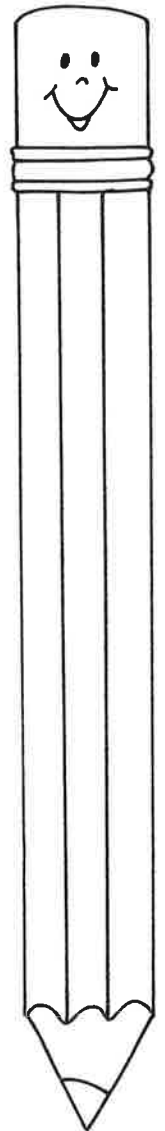


# Shape Patterns

Say the pattern aloud. Draw the missing shapes.

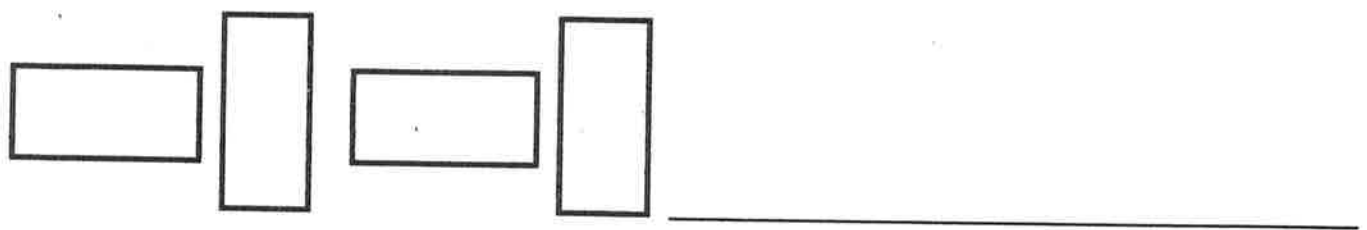
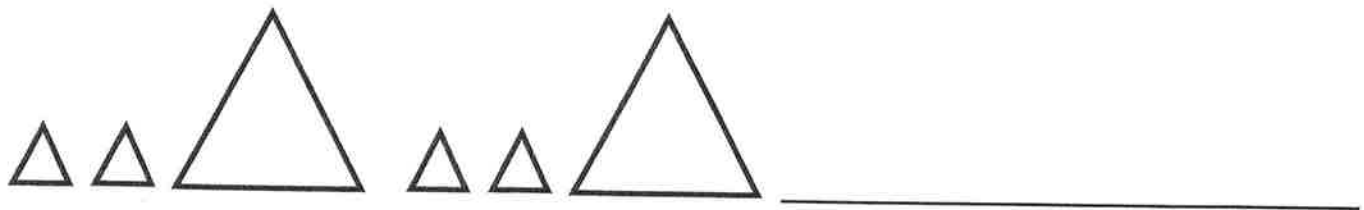
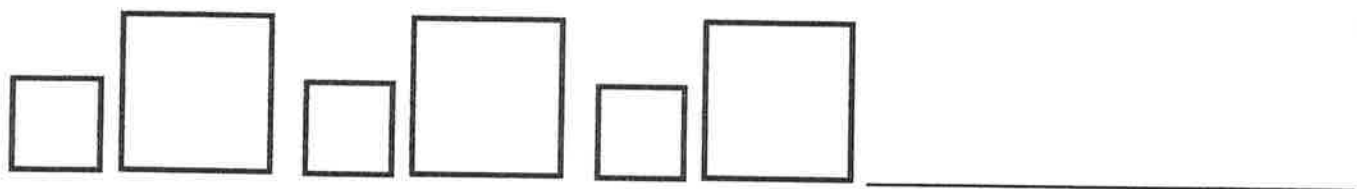
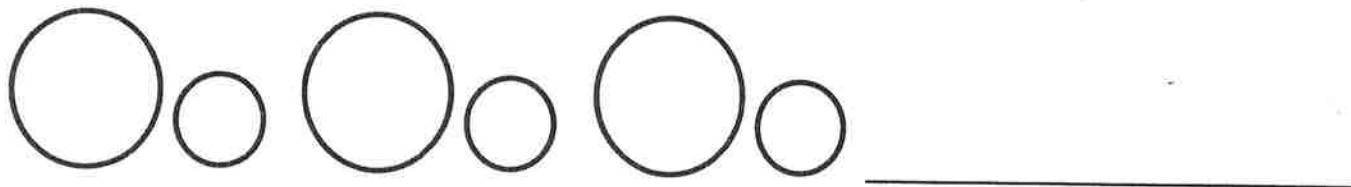


Choose two shapes. Draw your own pattern.




## What Shape Comes Next?

Say the pattern aloud. Draw the missing shapes.




Draw your own shape pattern.

Picture Cards



octopus



oar



ostrich



owl



oil can



orange juice



ornament



onion




oatmeal

e  
e  
n  
to

zk!

## Ideas and Activities for the Letter:



### Oatmeal

Serve **oatmeal** for breakfast or a snack. Add jam, honey, cinnamon or raisins.

### Obstacle Course

Navigate an **obstacle** course. Build an obstacle course in your large motor area or **outside**. Include obstacles that require the children to go **on**, **over**, under, and through. You will need items such as hoola hoops, tires, mats, low balance beams, tunnels, low trampoline, cones, etc).

### Octagon/Oval

Copy an **octagon** or **oval** **onto** construction paper and demonstrate how to cut it **out**. Have the children count the number of sides in the octagons.

### Octopus

Learn all about the **octopus**. This soft-bodied sea creature has eight large tentacles with suckers. They use the suckers to stick to rocks, catch food, and move along the ocean floor. Make a craft octopus using a small paper lunch bag stuffed with tissue paper and eight paper streamers to represent its tentacles.

### Odor

Bring in different things that smell (soap, candles, spices, coffee grounds, etc.). Tell the children that the way something smells is its **odor**. Have the children smell the items and talk about the odors that they smell.

### Old

Fill a large garbage bag with **old** items such as an old sneaker, an old toy, an old banana, an old pencil, an old newspaper, an old book, and an old pair of pants. As each one is removed from the bag, identify it as being "old." Talk about: Why the item is old? What makes it look old?

### Omelets

Serve **olive** and **onion omelets** for a special snack/breakfast.

## One

Find the number "one" in things around the classroom. Hint: on the clock, in toys or games, on product boxes in the Dramatic Play Center, in books, on the computer, on the calendar, etc.

## Orange

Peel an **orange** and eat it. Cut a circle from orange paper and make an orange collage with orange items, such as paper, yarn, ribbon, crepe paper, pom poms, etc.

## Orchestra

Listen to **orchestra** music. Learn about the different instruments that are played in an orchestra.

## Ornament

Make an **orange ornament**. Ask students to decorate an orange with whole cloves by poking the cloves into the flesh of the orange. Attach a hanging ribbon to the top of the orange with a couple of toothpicks. Hang the aromatic orange in the classroom. Encourage the children to describe the smell (odor).

## Outdoors/Outside


Make list of fun things to do **outside** or **outdoors**. Send the list home to families. Encourage them to spend time outside every day.

## Other words that begin with the letter O:

These words may arise in naturally occurring conversations throughout the day/week. As you use these words, point out that they start with the letter "o" and write them on an index card to add to your word board.

October (month)

over, on, out (concepts)



octopus