



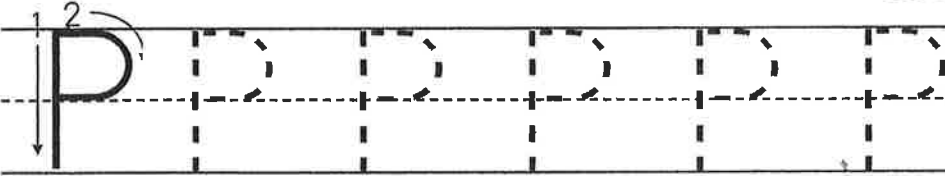
# Trace and Write

Trace and write the letters. Color the picture.


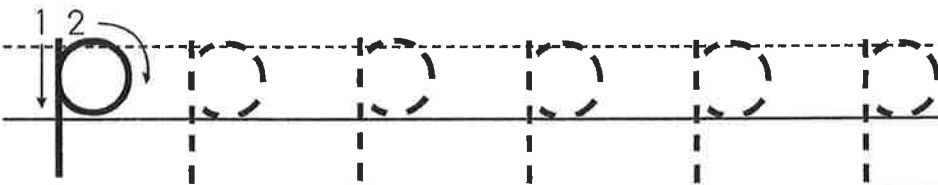
Name \_\_\_\_\_



## Uppercase P



## Lowercase p

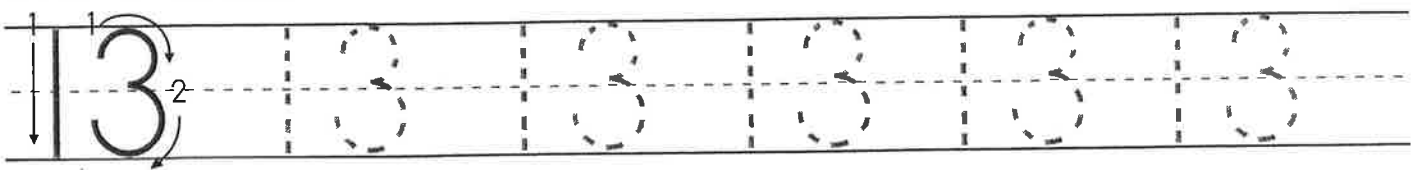


Name: \_\_\_\_\_

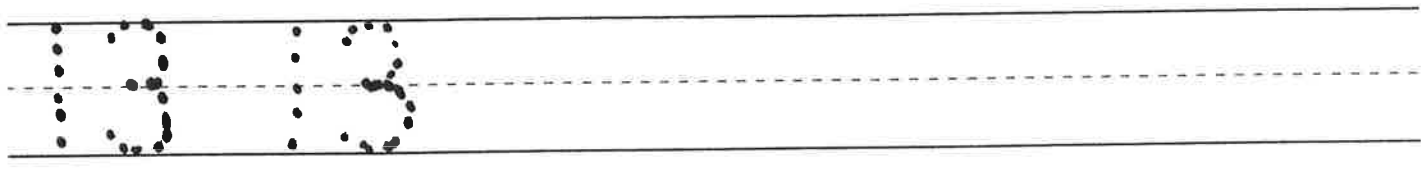
### Number Practice

thirteen

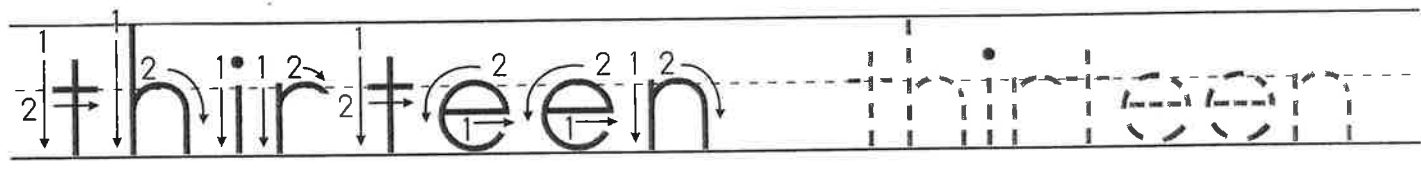
Trace the number.



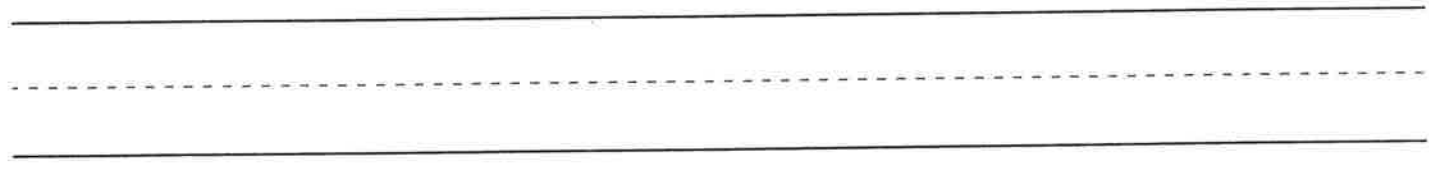
Write the number.



Trace the word.



Write the word.

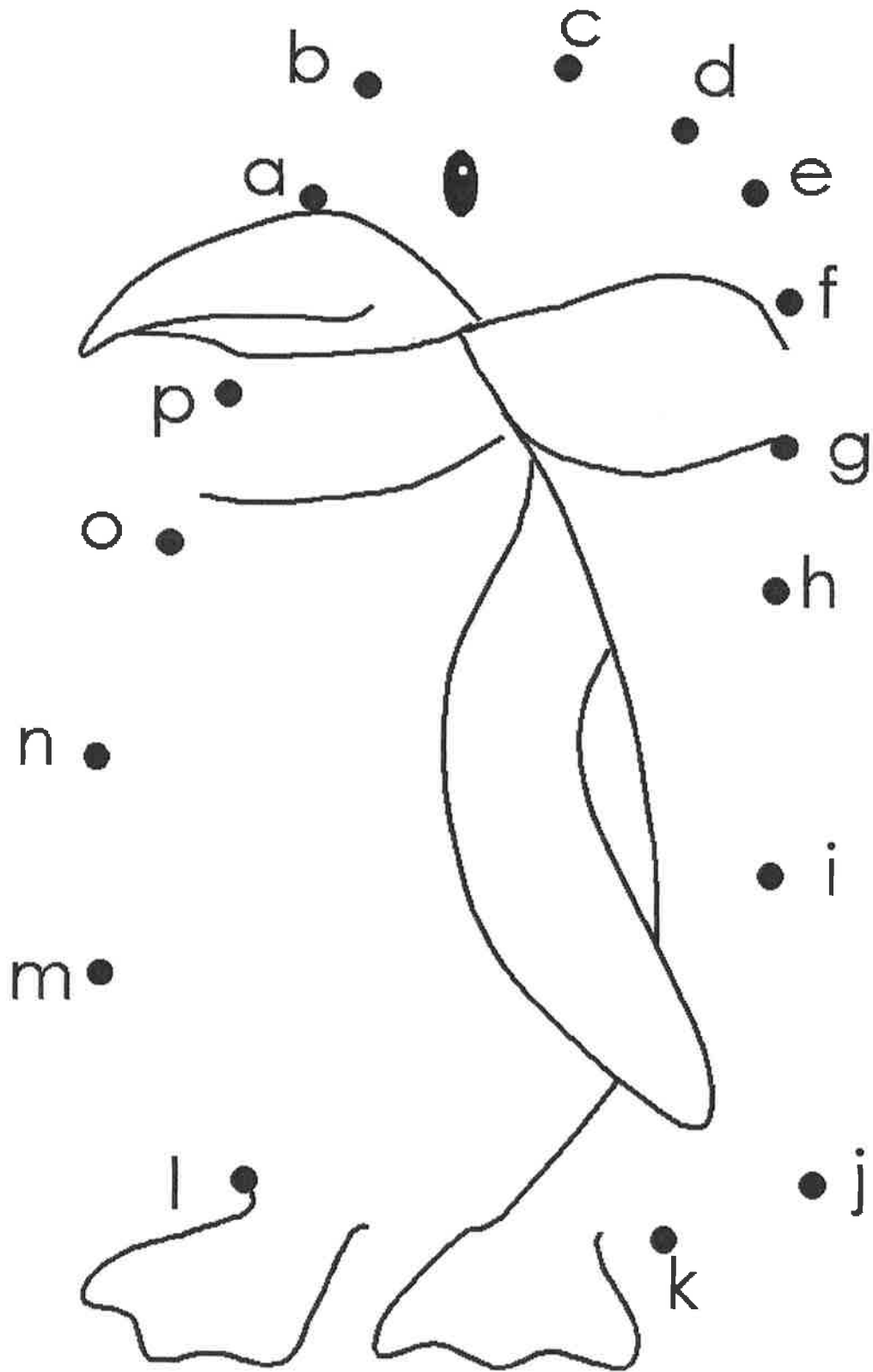


### Number Hunt


Circle every number 13.

9	25	2	13	26	4	0	13	1	8	13
21	5	7	3	9	8	1	2	12	3	25
16	13	20	13	5	24	3	0	5	4	3
13	19	8	10	14	9	0	29	9	13	7






Picture Cards



pail



pancakes




parrot




penguin



pie




pineapple



pig

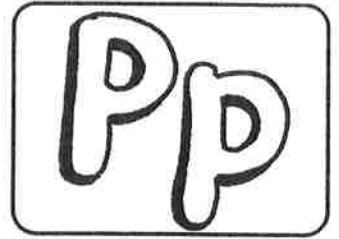


pumpkin



pyramid

## Ideas and Activities for the Letter:



### **Pack**

Make a list of things you might **pack** for a **picnic**. Bring in a picnic basket with all the items. The children can pretend to go on a picnic in the Dramatic Play Center or you can take the class on a real picnic.

### **Package**

Make a "care" **package** for children in a hospital or elderly patients in a retirement home. Arrange to have the children deliver them, if possible.

### **Painter/Paintbrushes/Pail**

Provide **painter** hats, large **paintbrushes**, and **pails** full of water. Instruct the children to pretend to be painters by **painting** (with water) the brick or concrete walls or fences on the outside of the school.

### **Pairs**

Make a list of things that come in **pairs**, such as sandals, boots, sneakers, shoes, mittens, gloves, hands, feet, eyes, ears, arms, legs, socks, thumbs, earrings, twins, pants, etc.).

### **Pancakes**

Make and eat **pancakes**. Read the story "Pancakes, Pancakes" by Eric Carle.

### **Paper**

Name all the things that you can do or make with or to **paper**. Then try some of them, such as: make an airplane or hat, draw a picture, write a letter or note, cut, color, paint, or fold it.

### **Paperclip**

How many words can you make from the letters in "**paperclip**"? Show the children that the words paper, clip, lip, pear, real, cap, cape, lap, a, I, ripe, pal, are, rap, etc. can all be made from the word paperclip. You may also want the children to link paperclips together to make a chain.

### **Parachute**

**Play** games with a colorful **parachute**. Many commercially sold parachutes have great ideas in their **packages**.

### Partridge

Learn about birds that begin with the letter "P." Examples: **partridge**, **parrot**, **peacock**, **pelican**, **penguin**, **pheasant**, **pigeon**, and **puffin**. Look for more interesting ideas and information in the Early Childhood Thematic Book "Feathered Friends," Teacher's Friend Publications, 2001.

### Pea Pods

Remove **peas** out of **pod**s. (This is a good fine motor task.) Enjoy the peas for snack.

### Pegboards

Manipulate **pegs** on a **pegboard**. Make different **patterns**. Have the children create their own patterns and then replicate them.

### Penny

Have each child place several **pennies** in the **palm** of his/her hand. Ask the children to count the pennies by transferring the pennies from one palm to the other.

### People

Learn about **people** from a different state, country, or culture.

### Pepper

Bring in variety of "P" things that smell - **pepper** mill (grind pepper), **peppermint** candy, **petunia**, **perfume**, **potpourri**, **powder**, and **pine** tree branches. Encourage the children to use their sense of smell to explore the items.

### Periscope

Play with **periscopes**. Have students **pretend** to be on a submarine in the Dramatic Play Center.

### Pet

Make a **pet** chart. Ask the children to each tell about their family pets. Record the type and number on the class board. Add the number of cats, dogs, hamsters, and other pets once the chart is complete.

Pet

Pla

chi

pet

pap

Pia

Dur

Pig

Pig:

sha

fer

Ma

Piz:

Sei

pre

Ple:

Col

Ple:

Enc

Uni

ble

Pol:

Inv

the

job

Pol:

Ad:

oth

## **Petal**

Place a variety of flowers or **petals** from flowers in your empty water table. Encourage the children to explore the petals. Ask about the many different sizes, colors, and shapes of the **petals**. Keep a written list of their discoveries. **Press** the petals between wax **paper** or contact **paper** to make beautiful bookmarks or **placemats**.

## **Piano**

During quiet/rest time, listen to **piano** music.

## **Pig**

**Pigs** are long round-bodied farm animals. They have short legs, short bristles, **poor** eyesight, a sharp sense of smell, and a snout. They are raised on farms for meat, leather, glue, soap, fertilizer, and medicine. Pigs like to lie in the mud to cool off. They live in **pens** called sties. Make pig **paper** bag **puppets**.

## **Pizza Party**

Serve **pizza** from a **platter** on **purple** or **pink** plastic or **paper** plates. Serve with **popcorn**, **pretzels**, **pistachio pudding**, and a pitcher of **pink** or **purple** punch.

## **Please**

Count the number of times **people** say **please** in one day.

## **Pledge of Allegiance**

Encourage your children to recite the **Pledge of Allegiance**. "I pledge allegiance to the flag of the United States of America, and to the Republic for which it stands, one nation under God, indivisible, with liberty and justice for all."

## **Police Officer**

Invite a **Police** Officer into your classroom to discuss his or her job. What do they do? Where do they work? How do they help us stay safe? What can we do to help the police officer do his or her job?

## **Polka Dots/Pleats/Pockets/Plaid**

Add **polka** dotted, **pleated**, **pocketed**, or **plaid** pants, hats, socks, shirts, skirts, scarves, and other dress-up items to the Dramatic Play Center.



### Postcards

Collect **postcards** and **place** them in the Library and Writing Center. Have the children create their own postcards and mail them at the **Post Office**.

### Pound

What weighs one **pound**? Use a scale and teach the children how to read the large numbers. Weigh and count "**P**" items (**pennies, pencils, paperclips, pegs, paper**). Families can weigh vegetables and fruits on the grocery store scale in the **produce** section.

### Present

During attendance, count how many **pupils** are **present** or absent for each day. Are there more children present or absent?

### Principal

Invite your school **principal** into your classroom to talk about his/her job.

### Prism

Explore **prisms**. Light is refracted as it **passes** through the prism. Can the children see the rainbow?

### Prize

Play a game and give "**P**" **prizes**. Wrap them like **presents**. Here are some ideas: **puzzle, purse, puppet, powder, pencil, and pad** of **paper**. Many of these items can be **purchased** at a local variety or dollar store.

### Produce Party

Have a **produce tasting party**. What types of foods are found in the produce section of the grocery store? Make a list. How many start with the letter "**P**"? Sample a few of them, such as **peppers, pickles, pineapple, pea pods, pumpkins, potatoes, plums, prunes, peaches, and pears**.

### Purple

Emphasize the color **purple** in the following ways: Squirt a few tablespoons of red **paint** and a few tablespoon of blue paint into a **plastic** zip type bag. Close the bag tight. Encourage the children to manipulate the bag and discover what happens when they mix the two colors together. Dance with purple scarves. Cut out shapes from purple construction paper.

## Pussy Willows

Bring in pussy willows for the children to explore.

## Puzzle

Separate the classroom into **partners** (teams of two). Provide a floor **puzzle** for each team and instruct them to work with their partner to complete the puzzle.

## Pyramids

Display **pictures** of **pyramids** in the Blocks and Building Center. Encourage the children to use different types of blocks to build pyramids. Take picture of them with their creations and display them in the same area.


## Other words that begin with the letter P:

These words may arise in naturally occurring conversations throughout the day/week. As you use these words, point out that they start with the letter "p" and write them on an index card to add to your word board.

**pastels** (Arts and Crafts Center)

**pen, pencil** (Library/Writing Center)

**push, pull, put** (concepts)



pig